



HOSE RACKS

## Hose Racks

Semi Automatic 1½" hose rack with one piece connection. Patented automatic release mechanism allows valve to be opened without release of water until last fold of hose is removed from the rack. Rack is constructed of 16 gauge steel, rack pins are steel cadmium plated. Red enamel finish is standard, chrome is optional.

For lined or unlined standpipe hose or single-jacket synthetic-lined hose, use model S-41. For single-jacket rubber-lined hose, use model S-41-R. All hose specified is single-jacket.

HOSE RACKS & REELS

11-1



MOUNTING TYPE		HOSE TYPE		HOSE CAPACITY OF RACK (Ft.)	Mounting Diameter	STANDARD LENGTH RACK (Inches)			# OF PINS USED	HOSE LOOP LAY (Inches)			VALVE* WIDTH	FINISH		MODEL	FIG.
Nipple	Wall	Rubber-lined	Synthetic-lined			A	AN	AW		B	C	D		Red enamel	Chrome-plated		
•			•	50'	2½	17¾	20⅞		15	17¾	4⅞	4⅞	s	o	S-41, #1, 2.5 (50')	1	
•			•	75'	2½	17¾	20⅞		20	20½	4⅞	4⅞	s	o	S-41, #1, 2.5 (75')	1	
•			•	100'	2½	17¾	20⅞		25	22½	4⅞	4⅞	s	o	S-41, #1, 2.5 (100')	1	
•			•	125'	2½	17¾	20⅞		25	28¼	4⅞	4⅞	s	o	S-41, #2, 2.5 (125')	1	
•			•	125'	2½	20%	23⅞		29	24½	4⅞	4⅞	s	o	S-41, #2, 2.5 (125')	1	
•			•	150'	2½	17¾	20⅞		25	33¾	4⅞	4⅞	s	o	S-41, #1, 2.5 (150')	1	
•			•	150'	2½	20%	23⅞		29	29	4⅞	4⅞	s	o	S-41, #2, 2.5 (150')	1	
•		•		50'	2½	17¾	20⅞		10	25	4⅞	4⅞	s	o	S-41-R, #1, 2.5 (50')	1	
•		•		75'	2½	20%	23⅞		15	26	4⅞	4⅞	s	o	S-41-R, #1, 2.5 (75')	1	
•		•		100'	2½	20%	23⅞		15	36	4⅞	4⅞	s	o	S-41-R, #1, 2.5 (100')	1	
•		•		125'	2½	20%	23⅞		15	46	4⅞	4⅞	s	o	S-41-R, #2, 2.5 (125')	1	
	•	•		50'	1½	17¾	19¾	20	15	17¾	4⅞	3⅞	s	o	S-41, #1, 1.5 (50')	2	
	•	•		75'	1½	17¾	19¾	20	20	20½	4⅞	3⅞	s	o	S-41, #1, 1.5 (75')	2	
	•	•		100'	1½	17¾	19¾	20	25	22½	4⅞	3⅞	s	o	S-41, #1, 1.5 (100')	2	
	•	•		125'	1½	17¾	19¾	20	25	3¼	4⅞	3⅞	s	o	S-41, #2, 1.5 (125')	2	
	•	•		125'	1½	20%	22¾	23	29	24½	4⅞	3⅞	s	o	S-41, #2, 1.5L (125')	2	
	•	•		150'	1½	17¾	19¾	20	25	3¾	4⅞	3⅞	s	o	S-41, #2, 1.5 (150')	2	
	•	•		150'	1½	20%	22¾	23	29	24	4⅞	3⅞	s	o	S-41, #2, 1.5L (150')	2	
	•	•		50'	1½	17¾	19¾	20	10	25	4⅞	3⅞	s	o	S-41-R, #1, 1.5 (50')	2	
	•	•		75'	1½	20%	22¾	23	15	26	4⅞	3⅞	s	o	S-41-R, #1, 1.5 (75')	2	
	•	•		100'	1½	20%	22¾	23	15	36	4⅞	3⅞	s	o	S-41-R, #1, 1.5 (100')	2	
	•	•		125'	1½	20%	22¾	23	15	46	4⅞	3⅞	s	o	S-41-R, #2, 1.5 (125')	2	

Key s = standard o = option  
 \* Dimension refers to Elkhart Brass LHM series valve

### STYLE N (NIPPLE CONNECTION)

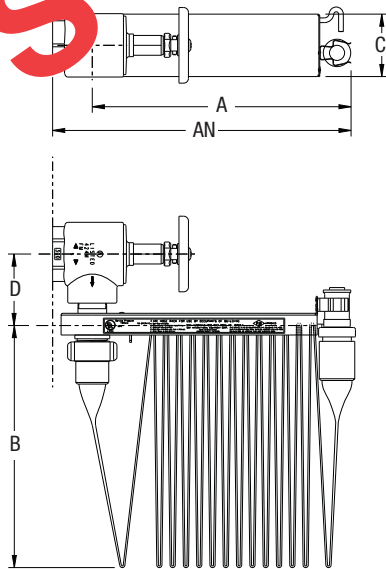


Fig. 1

### STYLE W (WALL CONNECTION)

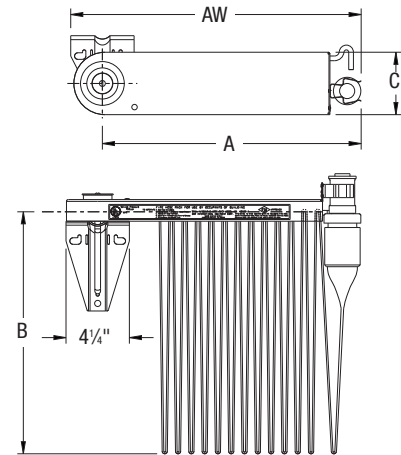


Fig. 2

### ADDITIONAL INFORMATION

- Unless otherwise specified, all measurements are in inches.
- Complete hose racks which include: hose, valve, escutcheon, nozzle, coupling, adapter and nipple. See page 11-3.
- See page 11-7 for accessories and hose.
- An overview of FEMA training on hose racks may be viewed free at [www.rackhosetraining.com](http://www.rackhosetraining.com).



HOSE RACK UNITS

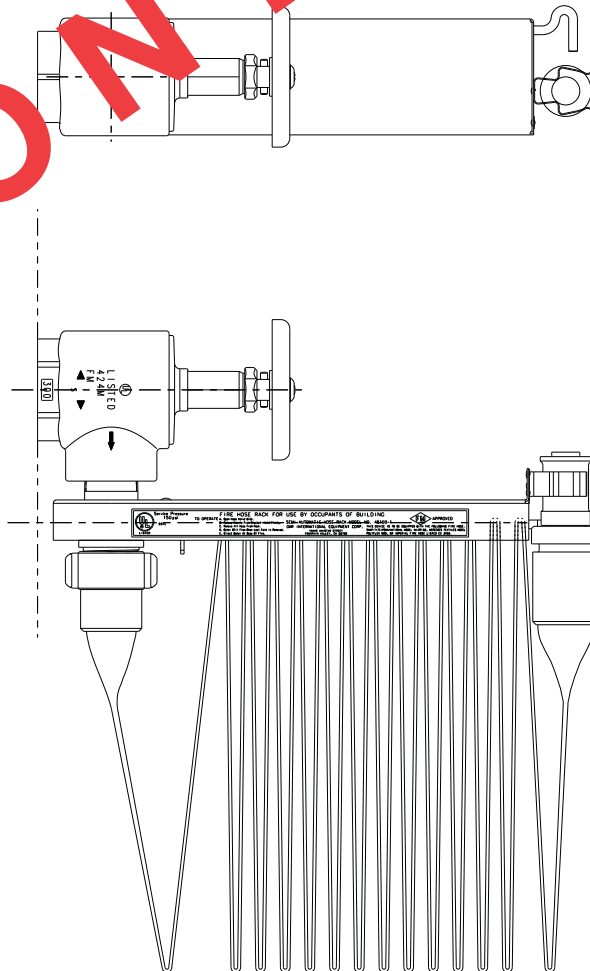
## Hose Rack Units

Rack units fit 50', 75', 100', 125' hose lengths and are furnished as complete units with size matched components. Specific items in each unit include:

- Valve — cast brass, female outlet (U-20)
- Cadmium plated steel escutcheon (589)
- Male NPT to Male NHT rack nipple (46-B)
- Cast brass pin lug hose coupling (328)
- 1½" cast brass adjustable fog nozzle (L-206-T)
- 1½" Elk-Lite II single-jacket synthetic-lined hose, with S-41 unit (*specify length*)
- 2½" Female NHT to 1½" Male NHT cast brass adapter for 2½" size (A-327) for 1½" units

HOSE RACKS & REELS

11-3



Size (Inches)	RACK TYPE		VALVE		Escutch- eon	Rack Nipple	Adapter	Coupling	Fog Nozzle	STEEL RACK		ACCESSORIES FINISH		MODEL
	S-41	S-41-R	Brass	Polished Chrome						Red enamel	Chrome- plated	Brass	Chrome- plated	
1½	s	o	•		•	•		•	•	•		•		RSSF
1½	s	o		•	•	•		•	•	•			•	RSCF
1½	s	o		•	•	•		•	•		•		•	CSCF
2½	s	o	•		•	•	•	•	•	•		•		RSSF
2½	s	o		•	•	•	•	•	•	•			•	RSCF
2½	s	o		•	•	•	•	•	•		•		•	CSCF

KEY s = standard o = option

Available hose lengths: 50', 75', 100' (std), or 125' (please specify)

DISCONTINUED

### ADDITIONAL INFORMATION

- An overview of FEMA training on hose racks. may be viewed free at [www.rackbosetraining.com](http://www.rackbosetraining.com).
- Components may be purchased separately.
- See page 11-7, for accessories and hose.

### THREADS

All hose threads are NHT unless otherwise specified. See index T-12 for optional threads.



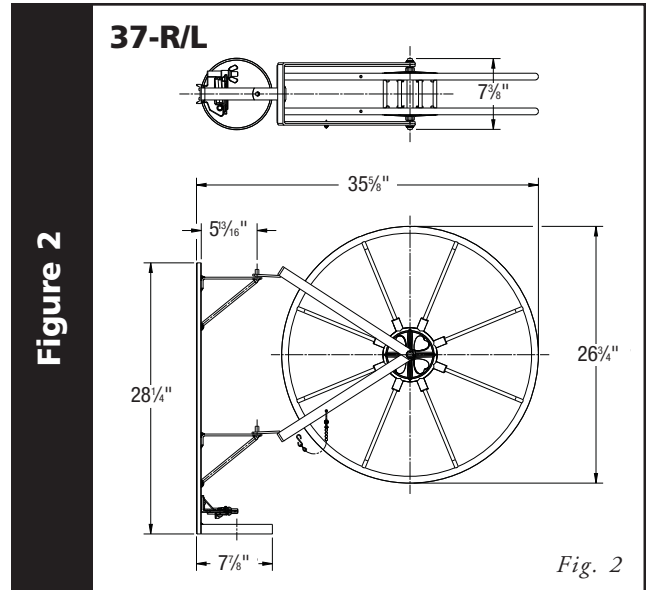
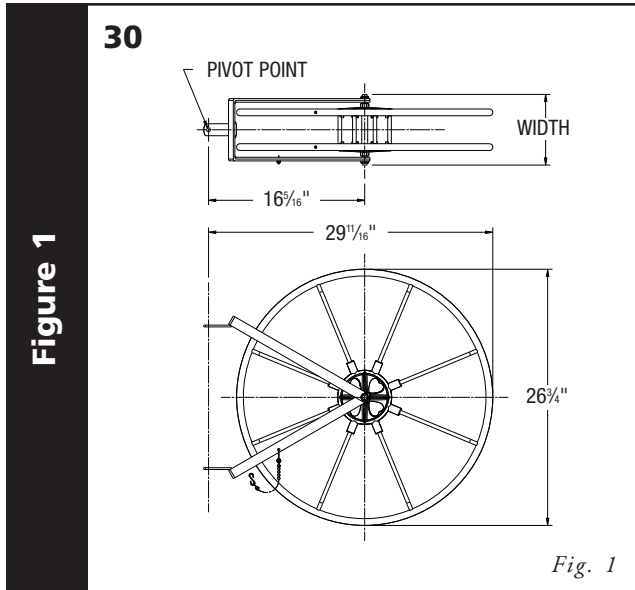
HOSE REELS

## Hose Reels

Elkhart Brass offers several wall-mountable swinging hose reel options for immediate and continuous flow of water during deployment. All options are steel weld construction with cast aluminum center hub, rough chrome spokes and red hoops and mounting arm. Our Semi-Automatic reels meet OSHA regulation 1910.58 for one-man operation of fire hose.



Hose Size (Inches)	REEL TYPE		TOP CAPACITY BY HOSE TYPE (Feet)			MEASUREMENTS (Inches)		Mounting Brackets (included)	MODEL	FIGURE
	Manual	Semi-automatic	Single-jacket synthetic-lined	Single-jacket rubber-lined	Stand pipe	Outside width of reel	Diameter of sides			
1½	•		150	100		7¾	26¾		30-1	1
1½	•		300	200		10½	26¾		30-7	1
1½		•		100		7¾	26¾	•	37-R	2
1½		•			100	7¾	26¾	•	37-L	2
2½	•		150	50		8¾	26¾		30-3	1
2½	•		300	100		14¾	26¾		30-9	1



### ADDITIONAL INFORMATION

#### REELS

- Double-jacket rubber-lined hose requires the next larger reel size than the single-jacket hose.
- Specify hose size for optional brackets and pipe clamps (models 36 and 48A found on page 11-7).
- See page 11-7, for accessories, hose and mounting brackets.

# HOSE RACKS & REELS

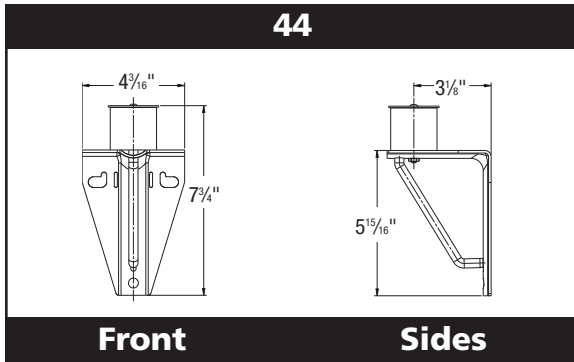


## RACK & REEL ACCESSORIES

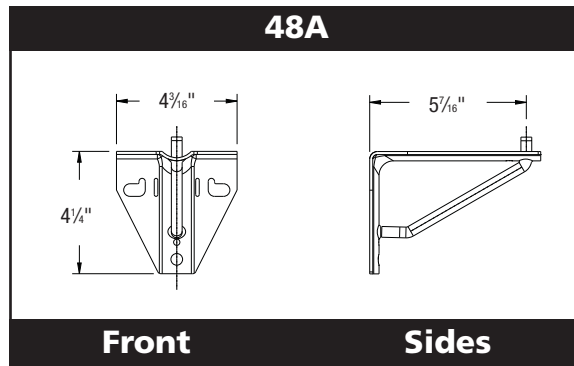
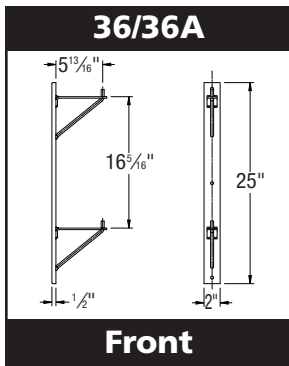
HOSE RACKS & REELS

11-7

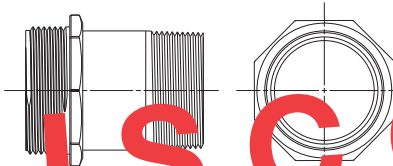
### WALL BRACKETS



USE	COMPATIBLE PRODUCT					Color	Weight (Lbs.)	MODEL
	Racks	Reels						
	1 1/2"	30-1	30-3	30-7	30-9			
Rack support - replaces rack nipple	•					red	3 3/4	44
Single wall bracket		•	•	•		red	2 1/4	48-A
Double wall bracket		•	•	•		red	2 1/2	36
Double wall bracket					•	red	3	36-A



### 46-B RACK NIPPLE



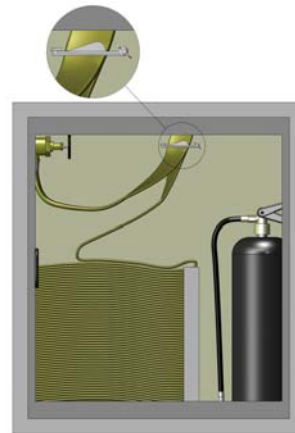
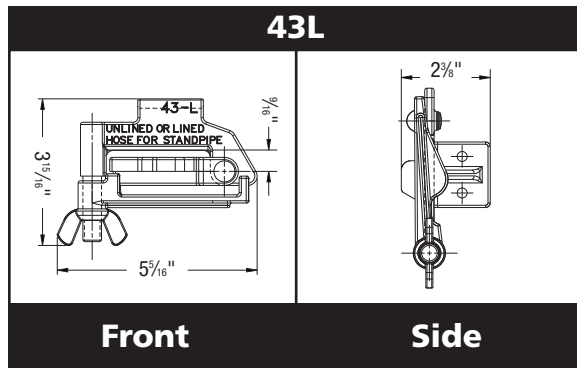
Sizes (Inches)	DIMENSIONS (INCHES)			CONSTRUCTION/FINISH		
	Total Length	Body Length	Width	Brass		
				Cast	Polished	Chromepipe
1 1/2" NPT x 1 1/2" NHT	4 1/4	2 7/8	3 3/8	s	o	o
2 1/2" NPT x 2 1/2" M NHT	3 3/8	2 7/8	2 7/16	s	o	o

KEY s = standard o = option

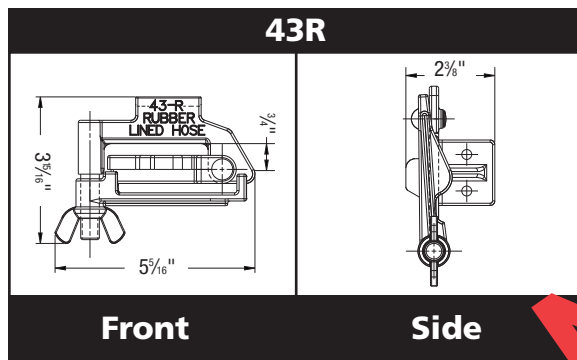
### Covers

Type	MODELS	
	47	49
	Rack	Reel
Compatibility (specify)	S-41-1, S-41-2, S-41-R-1, S-41-R-2	30-1, 30-3, 30-7, 37-R, 37-L
Material	Red vinyl, "FIRE HOSE" printed on both sides in white letters	

### Hose Clamps



Sample cabinet is illustrated for correct use on Elkhart hose clamps.



- Semi-automatic Hose Clamp for use on semi-automatic hose cabinets
- 43L for use with 1 1/2" lined standpipe hose
- 43R for use with 1 1/2" single-jacket, rubber-lined hose

### ELK-LITE II



1 1/2" hose for indoor use with pin racks (*specify 328 pin lug coupling when ordering*) and swinging reel

- Single-jacket, 100% synthetic-lined firehose
- UL listed at 250 psi service pressure, 500 psi test pressure
- FM approved
- Specify: 25' (3 lbs.), 50' (6 lbs.), 75' (9 lbs.), 100' (12 lbs.), or 125' (16 lbs.)

### 328 - PIN LUG EXPANSION COUPLING



- For use with Elk-Lite II hose
- Cast brass construction
- Size: 1 1/2" NHT inlet by 1 1/16" NHT hose bowl or 1 1/2" NHT inlet by 1 13/16" NHT hose bowl (*specify*)
- Finish: cast brass, polished brass, or rough chrome (*specify*)



## HYDRANT HOUSE ACCESSORIES



### 633 – Playpipe Holder

- Designed for one person to safely hold the 211-T playpipe.
- Constructed of steel and finished in black paint
- Length: 49"
- Weight: 8 lbs.
- See page 1-25 for the 211-T



### 627 – Pick Head Axe

- Constructed of drop forged steel
- Finished with polished blade and wooden handle painted red
- Length: 34.75"
- Weight: 6 lbs.



### 630 – Crowbar

- Constructed of steel and finished with red paint
- Length: Ranges from 47.5" to 49.25" (*please call for specifics at the time of purchase*)
- Weight: 12 1/8 lbs.



665-1



665-2



665-3



665-4

### 665 – Underwriters' Brackets

- Cast aluminum construction
- 665-1 – 2 brackets for playpipe (weight: 1/2 lbs.)
- 665-2 – 2 brackets for crowbar (weight: 1/4 lbs.)
- 665-3 – 2 brackets for fire axe (weight: 3/8 lbs.)
- 665-4 – 1 bracket for spanner. Fits Elkhart models: S-454, T-454, and 454 (weight: 1/8 lbs.)

#### ADDITIONAL INFORMATION

Hydrant and spanner wrenches may be found on page 2-2 and 2-3.