


HANDLINE NOZZLES



SELECT-O-STREAM®

Select-O-Stream®

An industry standard for over 40 years, the Select-O-Stream® delivers constant gallonage at every pattern level, from straight stream to full fog. The rugged all brass construction with chrome finish has a proven record of standing up to corrosive conditions. The variety of available gpm options with the Select-O-Stream® allows for customized choices to match the needs of fire professionals.



HANDLINE NOZZLES

1-17

British Standard Parallel Pipe (BSPP) and British Instantaneous (BS336) base options available.




ELKHART BRASS MFG. CO., INC. • 800.346.0250 • 1.574.295.8330 • FAX: 574.293.9914 • www.elkhartbrass.com



Base Size	AVAILABLE STANDARD FLOW RATES GPM (LPM)							BREAK-APART COMPONENTS		GRIP		FINISH		HANDLE			BASE			TEETH	DIMENSIONS		MODEL	FIGURE
	12 (45)	23 (87)	60 (227)	95 (360)	125 (473)	170 (644)	250 (946)	Tip	Shut-Off*	Pistol Grip	Playpipe	Satin Brass	Chrome-Plated	Tab	Horseshoe	Rigid	Swivel	Free Swivel	Cut Metal	Length (Inches)	Weight (Lbs.)			
	PSI (BAR) 100 (6.89)																							
1"	•	•										s	s	o	o	s	s	s	s	6.75	5.375	S-O	1	
	•	•								•		s	s	o	o	s	s	s	s	7.50	6.25	S-OG	2	
1.5"			•	•	•							s	o	o	s	o	s	o	s	7.00	5.50	L-O	1	
			•	•	•					•		s	o	o	s			s	s	7.75	6.375	L-OG	2	
						•	•					s	o		s	o	s	o	s	8.00	8.00	SOS	1	
2.5"						•	•					s	o		s	o	s	o	s	10.625	10.375	D	1	
						•	•	SOS	279-L	•		s	o		s	s			s	18.25	18.00	800-SOS	3	

Key s = standard o = option

* Break-apart nozzles list standard configuration for shut-off.

SELECT-O-STREAM® CONFIGURATIONS

Figure 1		STANDARD <i>Fig. 1</i>
Figure 2		PISTOL GRIP <i>Fig. 2</i>
Figure 3		PLAYPIPE COMBINATION <i>Fig. 3</i>

OPTIONS	
HANDLES	
TAB 	HORSESHOE 
THREADS	
<i>All nozzles are NHT unless otherwise specified. See index T-13 for optional base threads, including British instantaneous.</i>	
BREAK-APART COMPONENTS	
<i>Ball shut-offs and/or playpipes referenced here may be found on page 1-24.</i>	

Figures depict general product types only and are not intended to be inclusive of all product features.