

## Giant Python®

- 2500 gpm flow capacity — 3.5" waterway with seamless tube construction
- Double hand-wheel control for ease of operation and positive lock in any position
- All construction features designed to minimize maintenance needs
  - #304 stainless steel construction
  - Cast stainless swivel joints
  - Stainless steel balls in all swivel joints
  - Hand-wheel driven worm gears
- Liquid-filled pressure gauge



Hand-wheel rotates with monitor for continuous 360° horizontal travel

Red urethane finish

3.5" flow-efficient waterway

200  
PSI

2500  
GPM

FM

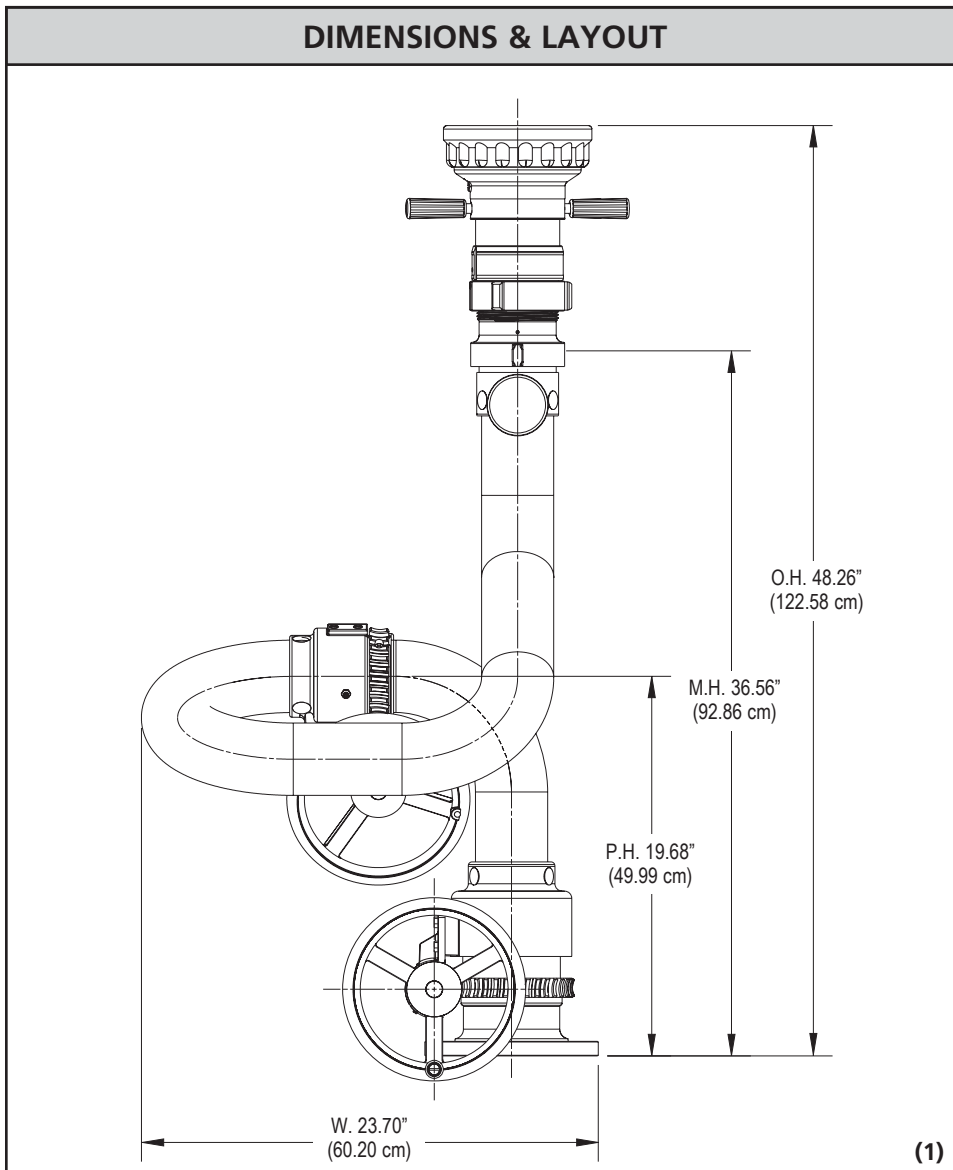
APPROVED

CE



## GIANT PYTHON®

SPECIFICATIONS				
Max. GPM (LPM)	2500 (9463)			
Inlets	Sizes		Types	
	6"	150# ANSI Flange	300# ANSI Flange	
	4"	150# ANSI Flange	300# ANSI Flange	NPT (F)
	3"	150# ANSI Flange	300# ANSI Flange	NPT (F)
Outlet Size	3.5" NHT			
Controls	Dual hand-wheel			
Material/Finish	Stainless steel with red urethane enamel and brass trim			
Friction Loss	18 psi at 2500 gpm			
	6 psi at 1250 gpm			
Travel	V -60° to +90° (150°)			
	H 360° (continuous)			
Weight	126.00 Lbs.			
Ratings and Certifications	FM Approved, CE			



### ADDITIONAL INFORMATION

- All flanges specified with the monitor are flat faced. Raised face flanges are available with some inlet sizes. Please inquire with our sales staff.
- Technical Data on monitor performance may be found on page T-11.

### Giant Python® Selector Guide







INLET SIZES / TYPES								OUTLET SIZE	CERTIFICATIONS		MODEL
NPT		150# ANSI Flange			300# ANSI Flange			3.5"	CE	FM Approved	
3"	4"	3"	4"	6"	3"	4"	6"				
o	o	o	s	o	o	o	o	•	•	•	299-20
			1								<i>Illustration</i>

KEY s = standard o = option

### Components & Options Chart

COMPONENTS & OPTIONS		ILLUSTRATION	MODEL
Companion Flange Kits	3" 150# ANSI steel flange with bolts and gaskets		81315001
	4" 150# ANSI steel flange with bolts and gaskets		81317001

### Recommended Products

CJK – MYSTERY®	SM-2000B – X-STREAM®	SM-2000HF – SELF-EDUCTING	181-3 – DELUGE TIP	284B – STREAM SHAPER	84 – BUTTERFLY WAFER VALVE
					
<i>Page 6-14</i>	<i>Page 6-7</i>	<i>Page 6-16</i>	<i>Page 1-29</i>	<i>Page 1-27</i>	<i>Page 5-59</i>