

ADAPTERS, CAPS & PLUGS



CAPS & PLUGS


ADAPTERS, CAPS & PLUGS

11-1

Cap/Plug	Size (Inches)	TYPE				MATERIAL/FINISH			CHAIN		DIMENSION		MODEL	FIGURE
		Long Handle	Pin	Rocker	Storz	Brass		Elk-O-Lite®	9"	16"	Length (Inches)	Weight (Lbs.)		
						Cast brass	Chrome-plated							
Cap	.75			•		s	o		s	o	1.125	0.2	310	1
	1.0			•		s	o		s	o	1.125	0.4	310	1
	1.5			•				s	s	o	1.125	0.2	310A	1
			•			s	o		s	o	1.125	0.7	310	1
	2.5			•				s	s	o	1.125	0.5	310	1
		•				s	o		s	o	1.5	0.4	310A	1
	2.5		•			s	o		s	o	1.5	2.5	310LH	3
				•		s	o		s	o	1.5	1.8	310	1
	3.0			•		s	o		s	o	1.5	1.3	310	1
				•		s	o		s	o	1.625	1.8	310	1
	3.5			•		s	o		s	o	1.75	3.3	310	1
					•			s		*	2.75	2.4	310 Storz	2
	4.0			•		s	o		s	o	1.875	4.1	310	1
		•					s				1.75	4.5	310LH	3
	4.5			•			s		s	o	2.125	5.5	310	1
•					s	o				2.125	8.0	310LH	3	
5.0				•			s		*	2.625	3.5	310 Storz	2	
	•					s				1.5	6.8	310LH	3	
6.0						s				1.625	7.5	310LH	3	
	•						s			1.625	7.5	310LH	3	
Plug	1.5		•			s	o				1.75	1.1	311	4
				•		s	o				2.0	1.1	311	4
	2.5		•			s	o				2.125	2.2	311	4
				•				s			2.25	0.8	311A	4
	3.0			•		s	o				0.875	0.3	313	5
•							s			2.125	2.5	311	4	
			•				s			0.875	0.4	313	5	

KEY s = standard o = option
 * Storz option comes with an 16" stainless steel cable.

Figure 1




CAP

- Available with 9" or 16" chain
- 175 PSI max rated pressure

Fig. 1

Figure 2




STORZ CAP

- 16" stainless steel cable

Fig. 2

Figure 3




LONG HANDLE CAP

- Conforms to NFPA 1901 for 500 psi service
- No chain

Fig. 3

Figure 4




PLUG

- Available with 9" chain

Fig. 4

Figure 5



SPANNER LUG PLUG

- "Easy-off" swivel cap
- No chain
- U.L. Listed

Fig. 5

OPTIONS

THREADS

Where noted as hose thread, NHT is standard. See index T-13 for optional base threads.

Figures depict general product types only and are not intended to be inclusive of all product features.