



WATER THIEFS

Water Thiefs

A Water Thief allows the fire professional to extend attack lines from a main supply line. Elkhart's selection of Water Thief options includes Storz connectors which, when combined with our unique free swiveling inlets and/or outlets, help prevent accidental uncoupling of larger diameter hose for increased safety.



INLET			FLOW THROUGH OUTLETS			THIEF OUTLETS			RELIEF VALVE	MATERIAL /TRIM			DIMENSIONS		MODEL	FIGURE
2.5" F*	Storz** (Swivel)		Twist-Lock	Gear Driven		Quarter Turn	Self-Locking Quarter Turn	Gated		Brass		Elk-O-Lite®	Length (Inches)	Weight (Lbs.)		
	4.0"	5.0"		2.5" M	4.0"					5.0"	Storz**					
						1.5" M (X2)	2.5" M (X2)	2.5" M (X2)								
s			s			•					•	10.5	10.8	BG-104A*	1	
s			s			•				•	•	10.5	23.5	BG-104	1	
	s	o		s	o		•		•		•	16.0	48.9	9743	2	
	s	o		s	o			•	•		•	16.0	46.9	9843	3	

KEY s = standard o = option

* Optional pressure gauges available

** Free swivel

FIGURE 1



BG-104 / BG-104A

- Flow through outlet (2.5") has acetal ball with adjustable neoprene seat and metal twist-lock handles
- Thief outlets (1.5") have self-adjusting UHMWPE seats and flexible urethane handles
- Leather carrying handles
- Optional pressure gauge

Fig. 1

FIGURE 2



9743

- Flow through Storz outlet has a gear actuated quarter turn 4" ball valve with aluminum ball and UHMWPE seat
- Thief outlets are 2.5" full flow, self-locking, Hydro-Loc®, quarter turn, acetal ball valves with neoprene seats
- Adjustable relief valve (75-250 psi)

Fig. 2

FIGURE 3



9843

- Flow through Storz outlet is a gear actuated quarter turn 4" ball valve with aluminum ball and UHMWPE seat
- Thief outlets are 2.5" gate valved outlets
- Adjustable relief valve (75-250 psi)

Fig. 3

OPTIONS

HANDLES

BG-104A options include:



LONG
(ELK-O-LITE®)



SHORT
(ELK-O-LITE®)



MOLDED URETHANE



KNOB

THREADS

All fireground connections are NHT T-13 for optional base threads.



PLAIN & CLAPPED SIAMESE

Plain & Clappered Siamese

Used to combine several hoselines into one — usually in situations where seconds count — a Siamese must be both reliable and intuitive to use. Clappers allow additional lines to be added without interrupting flow. As with all Elkhart products, years of dependable service are to be expected from an Elkhart Siamese. While all the Siamese are finished in red urethane enamel, the Elk-O-Lite® versions feature hard anodized trim and the brass versions offer satin brass trim.



INLET SIZE	AVAILABLE OUTLET SIZE						TYPE			DRAIN VALVE .75"	ADJUSTABLE RELIEF VALVE	MATERIAL		DIMENSIONS		MODEL	FIGURE
	Male				Storz**		Plain	Clappered				Brass	Elk-O-Lite®	Length (Inches)	Weight (Lbs.)		
	1.5"	2.5"	3.0"	4.0"	4.0"	5.0"		Single Swinging	Independent Spring Loaded								
1.5" (X2)	•	•					•				•		7.3	9.8	2	1	
2.5" (X2)		•	•	•			•				•		7.3	9.8	2	1	
		•	•	•			•				•		7.3	4.5	2A	1	
		•	•			•	•		s		•		8.8	8.6	4A	2	
		•	•				•		s		•		7.1	12.0	4	2	
						•	•		s	s	•		11.0	16.5	9702	3	
2.5" (X3)					•	•			s	s	•		13.5	19.0	9703	4	

KEY s = standard o = option

* Swivel

** Free swivel

FIGURE 1



2/2A

- Apparatus mountable

Fig. 1

FIGURE 2



4/4A

- Apparatus mountable
- Leather carrying handle

Fig. 2

FIGURE 3



9702

- Adjustable relief valve (75-250 psi)
- Locking Storz
- For ground use

Fig. 3

FIGURE 4



9703

- Adjustable relief valve (75-250 psi)
- Locking Storz
- For ground use

Fig. 4

OPTIONS

THREADS

All fireground connections are NHT unless otherwise specified. See index T-13 for optional base threads.

ADDITIONAL INFORMATION

- Chrome trim available on some brass models. Please inquire with our sales staff.
- More Siamese options available. See page 4-5.



VALVED SIAMESE

APPLIANCES

Valved Siamese

Used to combine several hoselines into one — usually at the fire scene — a Siamese must be both reliable and intuitive to use. All the Siamese are finished in red urethane enamel; the Elk-O-Lite® versions feature hard anodized trim. As with all Elkhart products, years of dependable service are to be expected from an Elkhart Siamese.

4-5



INLETS	AVAILABLE OUTLETS		TYPE		HANDLE STYLE			VALVE	MATERIAL		DIMENSIONS		MODEL	FIGURE	
	Type	Size	1/4 Turn Ball Valve	X-86A Gate Valve	Crank	Self-Locking	Twist-Lock	Adjustable Relief Valve	Brass	Elk-O-Lite®	Length (Inches)	Weight (Lbs.)			
2.5" F (X2)	Female (Swivel)	2.5"	•				•			•	9.0	12.0	B-98A	1	
		4"	•				•			•	9.0	12.5	B-98A	1	
		4.5"	•					•			•	9.0	13.0	B-98A	1
		5"	•					•			•	9.0	13.6	B-98A	1
		6"	•					•			•	9.0	14.5	B-98A	1
	Storz (Free Swivel)	4"	•				•		s		•	13.3	26.3	9722	3
		5"	•				•		s		•	13.3	26.3	9722	3
2.5" F (X3)	Female (Swivel)	2.5"	•				•			•	10.5	18.2	B-99A	2	
		4"	•				•			•	10.5	18.6	B-99A	2	
		5"	•					•			•	10.5	19.7	B-99A	2
		6"	•					•			•	10.5	20.7	B-99A	2
	Storz (Free Swivel)	4"	•				•		s		•	16.0	30.6	9723	4
		5"	•				•		s		•	16.0	30.6	9723	4

Key: s = standard o = option

FIGURE 1



B-98A

- Apparatus mountable
- Built-in strainer
- Adjustable neoprene seats

Fig. 1

FIGURE 2



B-99A

- Apparatus mountable
- Built-in strainer
- Adjustable neoprene seats

Fig. 2

FIGURE 3



9722

- Full, flow Hydro-Loc® valves
- Adjustable relief valve (75-250 psi)

Fig. 3

FIGURE 4



9723

- Full, flow Hydro-Loc® valves
- Adjustable relief valve (75-250 psi)

Fig. 4

OPTIONS

THREADS

All fireground connections are NHT unless otherwise specified. See index T-13 for optional base threads.

ADDITIONAL INFORMATION

- All twist-locks feature metal knurled knobs.
- More Siamese options available. See page 4-3.



WYES

APPLIANCES

Wyes

Used to divide a single flow, usually at a fireground scene, wyes must be both reliable and intuitive to use. Elkhart offers several customizable handle options. All Elkhart wyes give years of dependable service. When necessary, they are easy to field service and re-buildable for continued long-term use.



4-7

INLET SIZE (FEMALE)	OUTLET SIZE (MALE)					TYPE		HANDLE STYLE					MATERIAL/TRIM		DIMENSIONS		MODEL	FIGURE
	0.75"	1"	1.5"	2.5"		Plain	Ball Valved	Knob	Short Elk-O-Lite®	Long Elk-O-Lite®	Molded Urethane	Positive Twist Lock	Brass / Chrome	Elk-O-Lite® / Hard Anodized	Length (Inches)	Weight (Lbs.)		
	(x2)	(x2)	(x2)	(x2)	(x3)													
1.0" NHT		•				•			o	s	o		•		5.5	1.8	B-100-SA	2
1.5" NHT	•	•				•			o	s	o		•	5.5	1.8	B-100-SA	2	
			•			•		o		s		•	5.5	8.5	B-100-L	2		
			•			•		o	s	o		•	5.5	3.9	B-100-LA	2		
2.5" NHT			•			•		o	o	s	o		•	5.5	4.5	B-100-A*	2	
			•			•		o		s		•	5.5	9.0	B-100	2		
			•			•				s		•	4.8	1.2	1A	3		
			•			•				s		•	9.0	14.5	B-97A	1		
			•			•				s		•	9.0	31.0	B-97	1		
			•			•						•	7.6	2.6	1A	3		
3.5" NHT			•			•					s		•	9.0	14.5	B-97A	1	
			•			•					s	•	9.0	31.0	B-97	1		
4.0" NHT			•			•					s		•	9.0	14.5	B-97A	1	
			•			•					s	•	9.0	31.0	B-97	1		
4 ³ / ₄ " STORZ			•			•					s		•	10.5	16.0	B-97A	1	
4.5" NHT			•			•						•	7.9	4.8	1A	3		
			•			•						•	8.8	15.8	1	3		
			•			•					s	•	9.0	14.5	B-97A	1		
			•			•					s	•	9.0	31.0	B-97	1		
5 ¹ / ₂ " STORZ			•		•					s		•	10.5	16.0	B-97A	1		
5.0" NHT			•			•					s		•	9.0	14.5	B-97A	1	
			•			•					s	•	9.0	31.0	B-97	1		
6.0" NHT			•			•					s		•	9.0	14.5	B-97A	1	
			•			•					s	•	9.0	31.0	B-97	1		

KEY s = standard o = option
 * Optional pressure gauge available



WYES

APPLIANCES

FIGURE 1

B97/B97A (2-WAY) – POSITIVE TWIST LOCK



Fig. 1

FIGURE 2

B-100/B-100A



Fig. 2

FIGURE 3







1/1A



Fig. 3

Figures depict general product types only and are not intended to be inclusive of all product features.

OPTIONS

HANDLES					PRESSURE GAUGE	THREADS
						<i>All fireground connections are NHT unless otherwise specified. See index T-13 for optional base threads.</i>
KNOB	SHORT (ELK-O-LITE®)	LONG (ELK-O-LITE®)	MOLDED URETHANE	POSITIVE TWIST LOCK		
<ul style="list-style-type: none"> • Not all handles available on all models. • All twist-locks feature metal knurled knobs. 						

PSI RATING

While all Elkhart wyes are rated to at least 200 psi (13.79 bar), the products specified below are rated to 300 psi (20.69 bar):

- B-100-A (2.5" F inlet)
- B-100-LA (1.5" F inlet)
- B-100-SA (1.0" F or 1.5" F inlet)

Piston Intake

All piston valves include a variety of features to make your job easier: folding hand-wheel spinner, durable urethane seat, 4½" waterway, ¾" bleeder valve, adjustable relief/dump valve (75 to 250 psi)(factory set at 125 psi), and a red urethane enamel finish.

Piston intake valves are not intended for use in salt water applications.



125
PSI

FACTORY SET



PISTON INTAKE

HOSE CONNECTION (Inches)										TRUCK CONNECTION (Inches)			MATERIAL/ TRIM		DIMENSIONS		MODEL	FIGURE	
Female**				Male				Storz**		Female*			Brass	Elk-O-Lite®	Length	Weight			
3½	4	4½	5	3½	4	4½	5	6	4	5	4½	5	6	Chrome-plated	Hard Anodized	(Inches)	(Lbs.)		
o	o	o	o	o	o	o	o	o	o	o	o	o	s		•	11.4	22.5	9786	1

KEY s = standard o = option
 * Swivel
 ** Free swivel

Figure 1



Fig. 1

ADDITIONAL INFORMATION



• While many piston intake valves have the common issue of corrosion, resulting in minor leaks to complete failure — depending on service conditions and water supply; Elkhart's 9786 piston intake valve offers a solution. The replaceable anode electrolytically decomposes, while inhibiting the metal breakdown of the piston intake valve.

THREADS

All fireground connections are NHT unless otherwise specified. See index T-13 for optional base threads.