

# Vulcan™

- Efficient design creates the most cost effective monitor in its flow class
- Low friction loss due to 3 3/8" patented elliptical waterway with vaned interior
- Small footprint — less than 15" wide and requiring just 16" of clearance — makes it ideal for tight spaces
- Lightweight Elk-O-Lite® construction is compatible with aerial platform applications or any other use where a lightweight, highly flow-efficient monitor is needed
- Several control options are available, allowing customization for your needs:
  - Tiller control option allows for faster controls
  - Dual hand-wheel control features fully enclosed stainless steel worm gears and are available with either fixed or rotating base hand-wheel controls
- Liquid filled pressure gauge with bumper guard

Vulcan  
Mo. 8500-03  
(Nozzle sold separately)



Patented waterway

Pressure gauge with bumper guard

Choice of control type, including fixed and rotating base on the dual hand-wheel

360° continuous rotation

**1250  
GPM  
5000  
LPM**

**200  
PSI  
14 bar**





VULCAN™

MONITORS

SPECIFICATIONS			
Max Flow	1250 GPM (5000 LPM)		
Inlets	Sizes	Types	
	4"	150# ANSI Flange	
	3"	150# ANSI Flange	NPT (F)
Outlet	2.5" NHT		
Controls	Tiller		
	Dual hand-wheel – rotating base		
	Dual hand-wheel – fixed base		
Material/Finish	Elk-O-Lite® with red urethane enamel		
Friction Loss	16 psi at 1250 gpm		
	12 psi at 1000 gpm		
Travel	V -45° to +90° (135°)		
	H 360° (continuous)		
Weight	Variable (see chart for specifics)		
Ratings and Certifications	CE		



HAND WHEEL (1)





TILLER BAR (2)

## Vulcan™ Selector Guide

INLET SIZES / TYPES			OUTLET SIZE	CONTROLS			CERTIFICATION	Weight (Lbs.)	MODEL
NPT	150# ANSI Flange			Hand-wheels		Tillers			
3"	3"	4"	2.5" NHT	Fixed Base	Rotating Base	Bar	CE		
o	s	o	•			s	•	18	8500-02
o	s	o	•		s			22	8500-03
o	s	o	•	s				22	8500-03X
				3	1,4	2			<i>Illustration</i>

KEY s = standard o = option

## Recommended Products

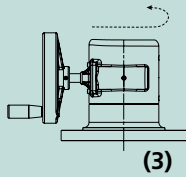
SM-1000HF – SELF-EDUCTING	SM-1250 – X-STREAM®	ST-194 – QUAD STACKED TIPS	282-A – STREAM SHAPER	84 – BUTTERFLY WAFER VALVE
				
6-16	Page 6-7	Page 1-26	Page 1-27	5-51

## Components & Options

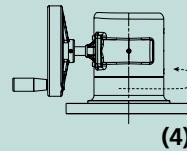
COMPONENTS & OPTIONS	ILLUSTRATION	MODEL
Companion Flange Kits	3" 150# ANSI steel flange with bolts and gaskets	81315001
	4" 150# ANSI steel flange with bolts and gaskets	81317001

## Product Highlights

The Vulcan™ offers a several control options including the dual hand-wheel which features a choice of two base configurations – fixed base or a rotating base.



- The fixed base dual hand-wheel control allows the operator to remain in a stationary position while manipulating the horizontal movement of the monitor. The fixed nature of the horizontal control can be especially beneficial when operating space is limited.



- When using the rotating base dual hand-wheel control, the operator moves in tandem with the monitor while managing the monitor's horizontal travel. The rotating base allows the operator to maintain visual contact with the monitor's water direction.

### ADDITIONAL INFORMATION

- Weights are approximate and will vary by selected inlet.
- Technical Data on monitor performance may be found on page T-11.