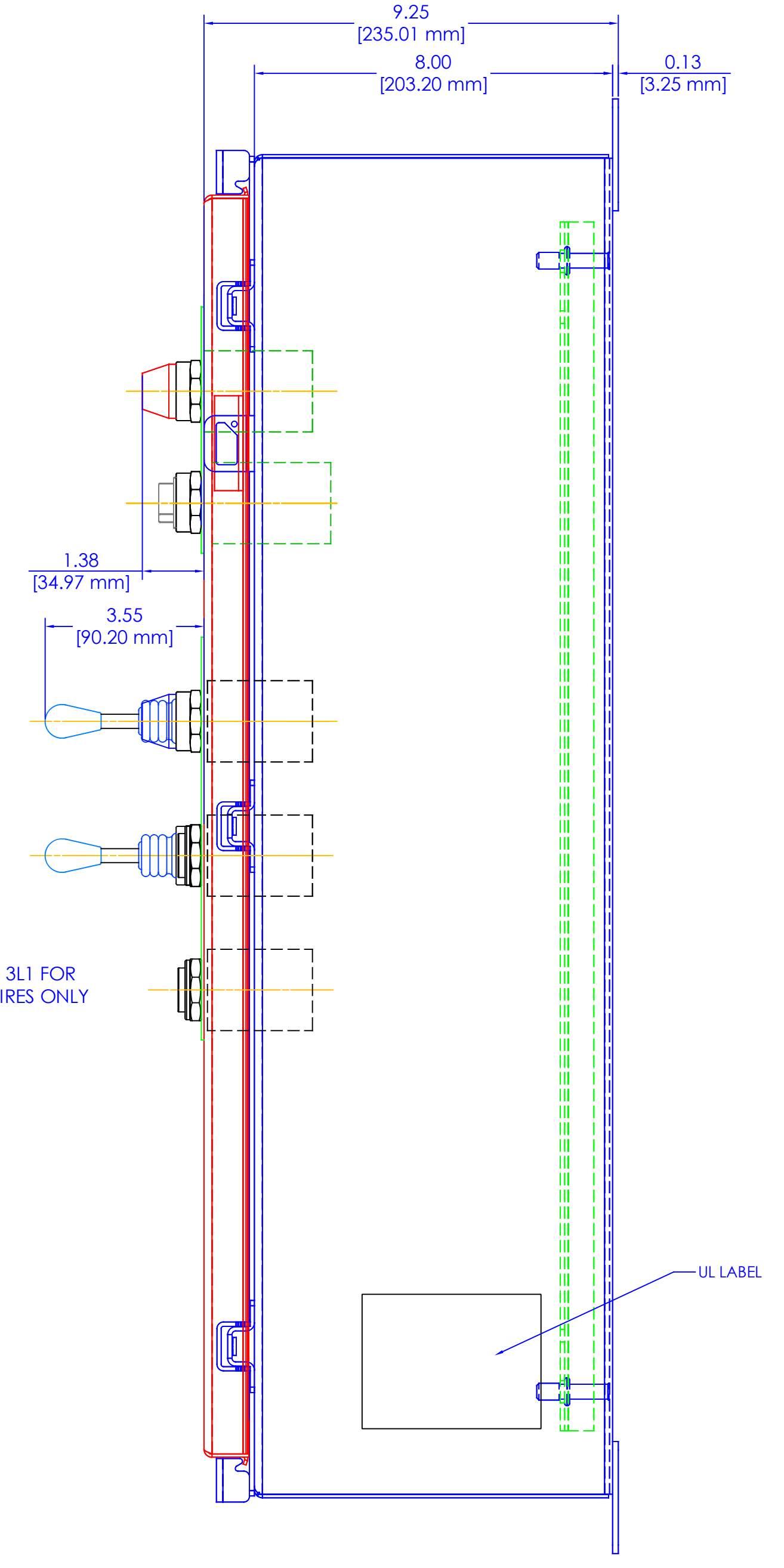
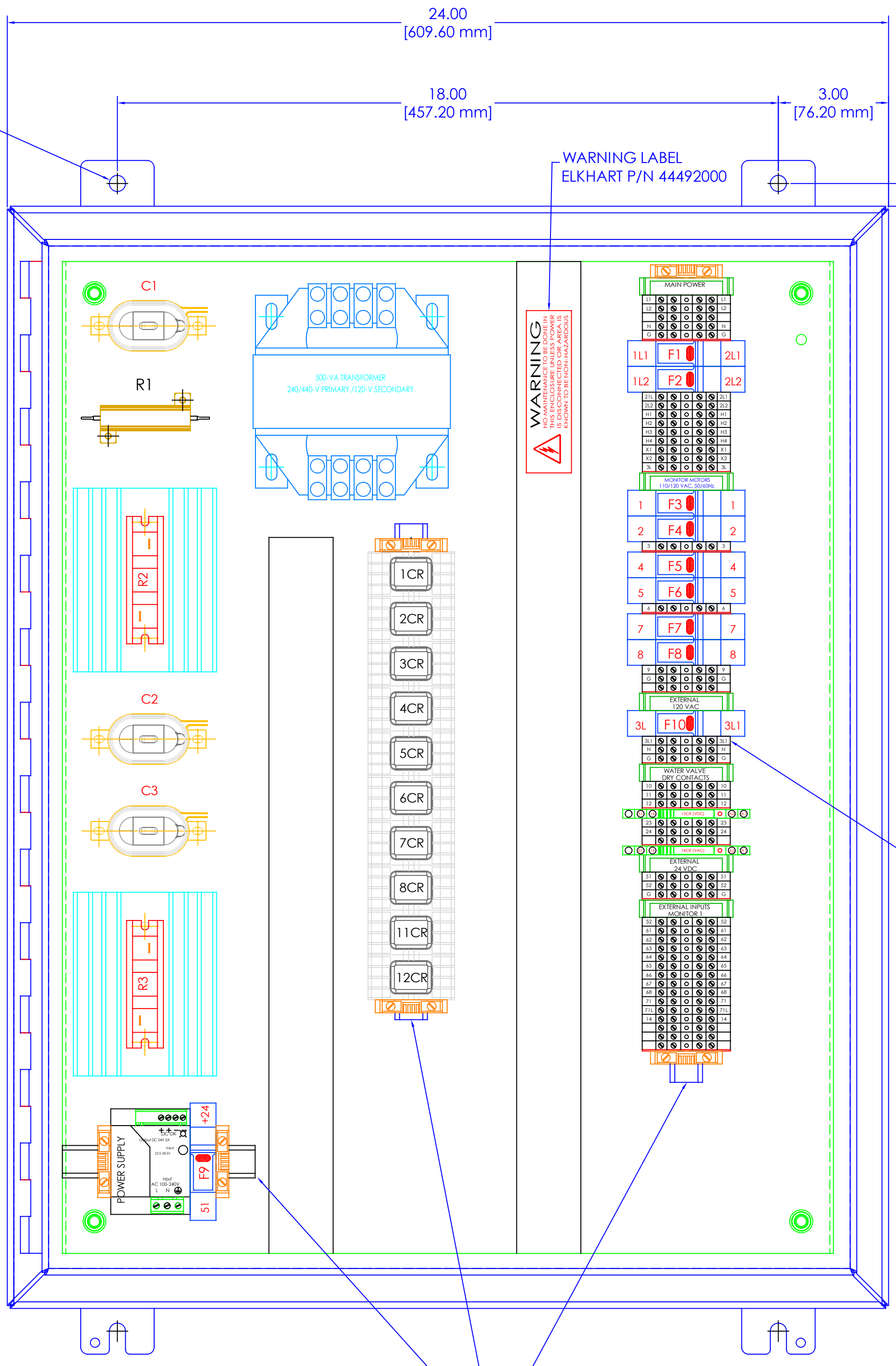
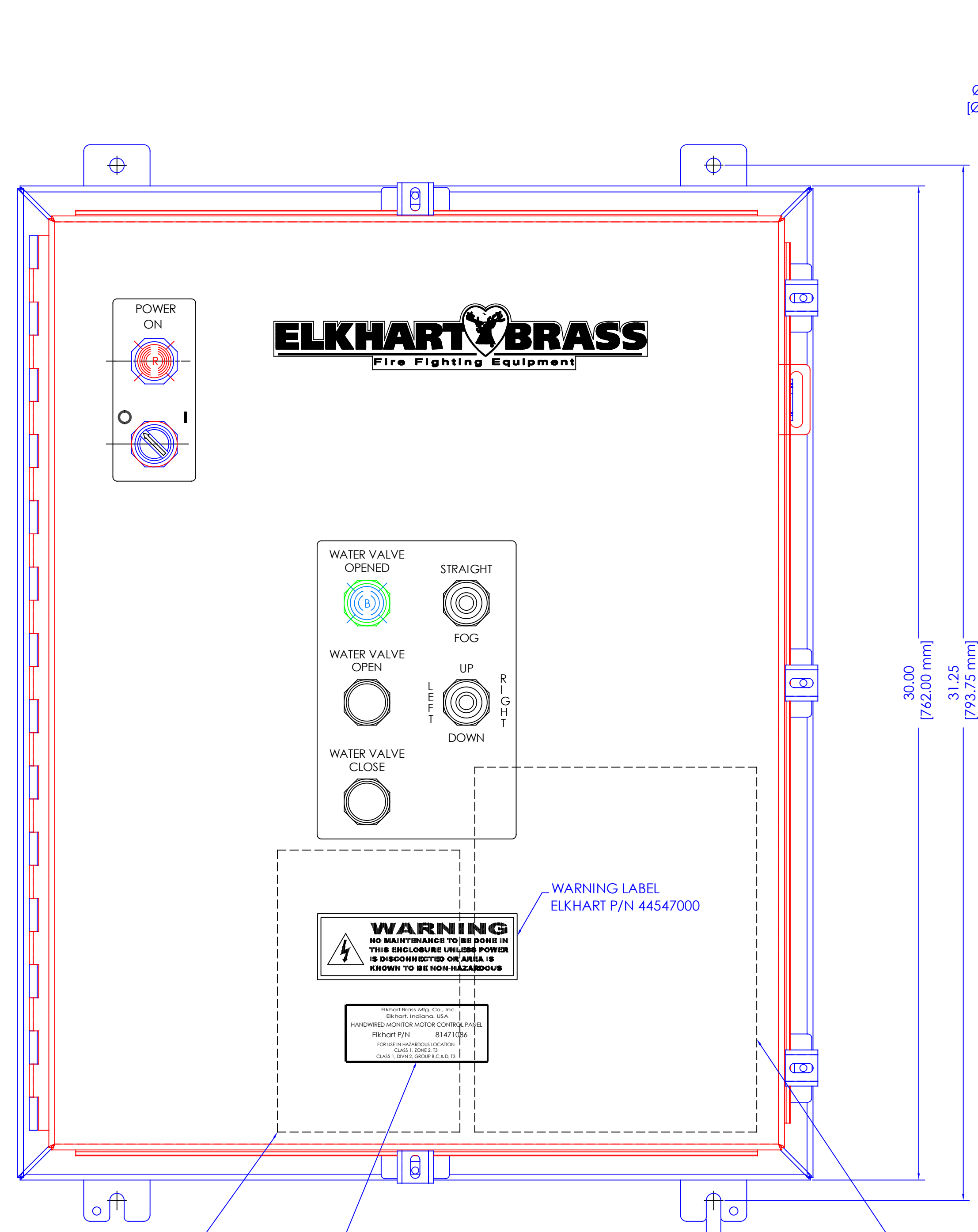
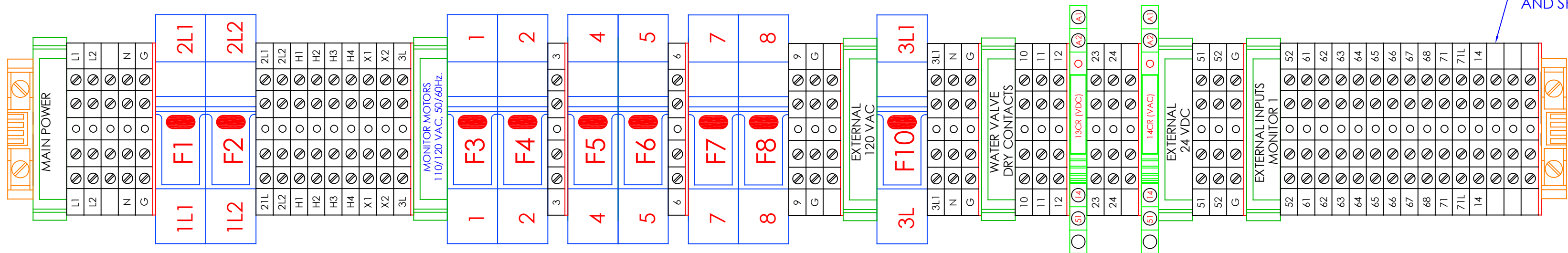


REV.	DESCRIPTION	BY	E. C. N.
REL	RELEASE FOR PRODUCTION	MSF	02FEB17



Elkhart Brass Mfg. Co., Inc.
Elkhart, Indiana, USA
HANDWIRED MONITOR MOTOR CONTROL PANEL
Elkhart P/N 81471086
FOR USE IN HAZARDOUS LOCATION
CLASS 1, ZONE 2, T3
CLASS 1, DIVN 2, GROUP B, C & D, T3



- NOTES:
- (1) NEMA 4X / 304 S.S. (1P-66) ENCLOSURE
 - (2) NO CONDUIT HUBS/GLANDS OR KNOCK-OUTS ARE PROVIDED IN THIS ENCLOSURE BY ELKHART BRASS. NEMA 4X HUBS/GLANDS & KNOCK-OUT HOLES TO BE SUPPLIED BY OTHERS.
 - (3) ALL SWITCHES RATED FOR USE IN CLASS 1, ZONE 2 LOCATIONS.
 - (4) APPROX. WEIGHT = 105 LBS.
 - (5) MONITOR MOTOR CONTROL PANEL TO BE UL LABELED PER UL1203, ISA 12.12.01 FOR USE IN CLASS 1, (GROUP B, C & D), DIVN-2 HAZARDOUS LOCATION.

ELKHART BRASS MFG. CO., INC. 1302 West Broadway Ave. Elkhart, IN 46514 USA <small>This print and all data contained here on is the sole and exclusive property of Elkhart Brass Mfg. Co., Inc. and will not be disclosed to others without the consent of Elkhart Brass Mfg. Co., Inc. This print must be returned to Elkhart Brass Mfg. Co., Inc. Copyright © 2012 by Elkhart Brass Mfg. Co., Inc.</small>		DRAWN BY: MSF CHECKED BY: SRB DATE: 02/02/2017 DATE: 12/08/2015	ELKHART BRASS Fire Fighting Equipment
MATERIAL: 304 STAINLESS STEEL		WEIGHT (LBS): 105	DESCRIPTION: Harwired Monitor Motor Control Panel CONTROL PANEL (HMMCP)
TOLERANCE UNLESS OTHERWISE SPECIFIED: 2 PLACE DEC. ± .040" 3 PLACE DEC. ± .030" ANGLES ± 1°		UNLESS OTHERWISE SPECIFIED: DIMENSIONS ARE IN INCHES ALL FILLETS AND ROUNDS R 0.06 DO NOT SCALE PRINT INTERPRET DIMENSIONS AND TOLERANCES PER ASME Y14.5M 1994 CAD MODEL:	CAT. NO. INDUSTRIAL SYSTEMS SIZE PART NUMBER: D WEB-81471086 REV. REL
STANDARD DRAWING. NOT FOR APPROVAL		THIRD ANGLE PROJECTION	CAD SCALE: 3/8" = 1" SHEET 1 OF 1