



ELKHART BRASS MFG. CO., INC.
1302 W. Beardsley Ave., Elkhart, IN 46515



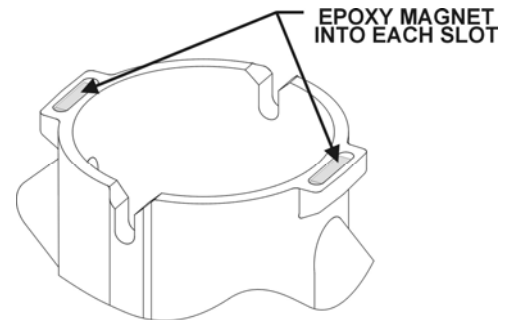
The PIPE™

PART NO. 81258001 CAUTION LAMP KIT

This kit consists of a magnetic switch, which mounts on the upper flange of the 8298 adapter, magnets which are installed in slots in the base of "The Pipe", and a yellow caution lamp for installation in the dashboard of the apparatus cab. When "The Pipe" is installed on the 8298 adapter, one of the magnets will be in sensing range of the magnetic switch, causing the switch contacts to close. With the switch contacts closed, the caution lamp is lit, signaling the driver to not move the apparatus until "The Pipe" is removed, thus avoiding possible deck gun clearance hazards.

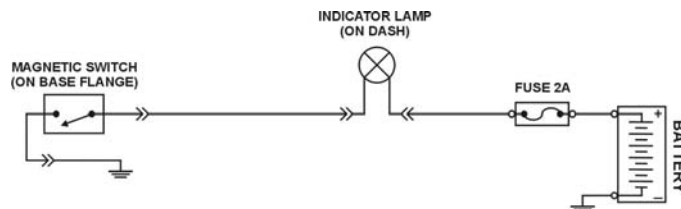
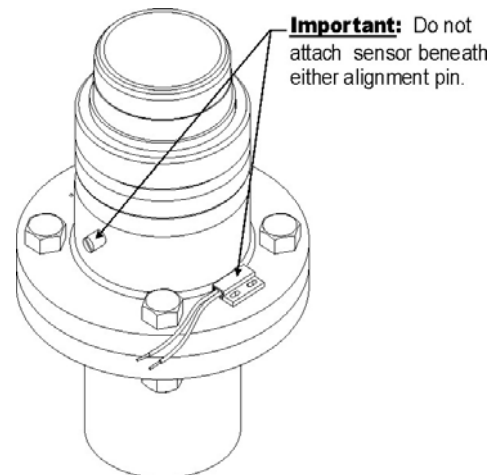
Install Magnets:

- 1) Set THE PIPE (inlet end up) on a flat level surface and be sure the magnet slots are clean and dry. Mix epoxy per instruction on packet.
- 2) Place approximately half of epoxy into each slot and then place magnets into slots. Push magnets to the bottom and allow epoxy to flow up around them.
- 3) Wipe off excess epoxy flush with base and allow to dry. Magnets should be slightly submerged in epoxy.



Wiring Installation:

- 1) Clean flange face with rubbing alcohol in area where sensor will be mounted. Cut out 67211000 template and position on flange to aid in correctly locating sensor. Remove red liner material from back of sensor and press sensor in place on flange as shown.
- 2) Drill or punch a 1/2" diameter hole in dash for caution lamp. Allow a clearance of 1-3/4" diameter around the 1/2" hole for caution label.
- 3) Ground one of the magnetic switch wires to truck chassis and extend other wire to indicator lamp on dash. (See diagram below) Protect wiring from being pinched or cut.
- 4) Connect power wire (12 vdc) from the truck power panel through a two-amp fuse to the indicator lamp on the dash. Circuit should only be energized when ignition switch is in the ON position.
- 5) Apply caution label to dash and then push indicator lamp into hole.



ELKHART BRASS MFG. CO., INC.

• P.O. BOX 1127 • ELKHART, IN • (800) 346-0250 • Fax (219) 293-9914

P/N 98185000 REV. A