

X-Stream®

- Automatically adjusts to maintain effective stream and maximum reach at variable or reduced flows
- Calibrated at lower pressures — 70 and 85 psi — for better suitability to real world conditions
- Constant flow — straight stream, narrow fog (30°), or wide fog (90°) — with hydrodynamic vanes and hub for increased flow efficiency
- Excellent with AFFF or Class A foam applications
- Models available for use in hazardous locations and for gas mitigation
- Gas mitigation nozzle features wider (120°) fog pattern and smooth face tip (no teeth) for optimized water flow characteristics
- Electric motors and connectors are completely sealed, with manual overrides while manual models have large handles for easy stream pattern management
- Corrosion-resistant brass nozzles, for industrial applications, have satin brass finish while Elk-O-Lite® nozzles have a hard anodized finish



* Not available on gas mitigation model

MASTER STREAM







X-STREAM®

MASTER STREAM

6-7

Base Size	FLOW RANGES GPM (LPM)	PRESSURE PSI (BAR)	PATTERN CONTROL				MATERIAL	Effective Reach (Ft.)	Weight (Lbs.)	MODEL	FIGURE	FM APPROVED		
			Manual	ELECTRIC		HYDRAULIC								
				STANDARD UNCLASSIFIED	CLASS 1 DIV 2									
					Hazardous Location 120V AC								Gas Mitigation 120V AC	
2.5"	350-1000 (1325-3785)	100 (6.89)					Brass	•	-	9.0	SM-500E-HP	2		
							•	•	-	9.0	SM-500E	2		
			•					•	•	255	7.5	SM-1000	1	
								•	•	255	9.2	SM-1000E	2	
								•	•	255	8.3	SM-1000H	3	
									•	271	7.5	SM-1250	1	
	350-1250 (1325-4732)	75 (5.17)						•	271	20.6	SM-1250B	1	•	
			•					•	271	22.5	SM-1250BE	2		
								•	•	271	9.2	SM-1250E	2	
								•	•	271	8.3	SM-1250H	3	
								•	•	271	19.8	SM-1250HB	3	
									•	241	7.5	SM-1000	1	
3.5"	350-1000 (1325-3785)	80 (5.51)						•	241	9.2	SM-1000E	2		
								•	241	8.3	SM-1000H	3		
									•	241	27.6	SM-1000BE-HL	4	
			•						•	229	7.5	SM-1250	1	
	350-1250 (1325-4732)	75 (5.17)							•	229	20.6	SM-1250B	1	•
									•	229	22.5	SM-1250BE	2	
									•	270	27.6	SM-1250BE-HL	4	•
									•	270	27.6	SM-1250BE-HLGM	5	•
	500-1500 (1893-5678)	70 (4.83)							•	229	9.2	SM-1250E	2	
									•	229	8.3	SM-1250H	3	
									•	229	19.8	SM-1250HB	3	
										240	10.5	SM-1500E	2	
500-2000 (1893-7571)	80 (5.51)							•	300	9.2	SM-2000	1		
								•	300	24.7	SM-2000B	1	•	
								•	300	26.6	SM-2000BE	2		
								•	320	32.0	SM-2000BE-HL	4	•	
								•	180	32.0	SM-2000BE-HLGM	5	•	
								•	300	10.5	SM-2000E	2		
								•	300	10.0	SM-2000H	3		
								•	300	24.8	SM-2000HB	3		

X-STREAM® CONFIGURATIONS

Figure 1	<p>MANUAL</p>  <p style="text-align: right;"><i>Fig. 1</i></p>
Figure 2	<p>ELECTRIC</p>  <p style="text-align: right;"><i>Fig. 2</i></p>
Figure 3	<p>HYDRAULIC</p>  <p style="text-align: right;"><i>Fig. 3</i></p>
Figure 4	<p>HAZARDOUS LOCATION</p>  <p style="text-align: right;"><i>Fig. 4</i></p>

Figures depict general product types only and are not intended to be inclusive of all product features.

PRODUCT HIGHLIGHTS

- Gas Mitigation nozzles are designed for use in Class 1, Division 2 fire suppression and protection applications — the nozzles have a specially designed face and wide fog pattern to support the containment of gas vapors. Most commonly, the nozzles are used in areas with hydrofluoric acid vapors.
- The smooth face of the nozzle has been specifically designed to create an unbroken fog pattern.
- The fog pattern has been enhanced to a full 120° to allow for better coverage.

OPTIONS

THREADS

All nozzles are NHT unless otherwise specified. See index T-13 for optional base threads.

